



**FVAP.GOV**  
FEDERAL VOTING ASSISTANCE PROGRAM

# Federal Voting Assistance Program (FVAP) Department of Defense

## Military Voter Training





**FVAP.GOV**  
FEDERAL VOTING ASSISTANCE PROGRAM

If you wish to complete your Voter Registration and Absentee Ballot request form, [Click Here](#).

If you wish to receive complete voter training, please continue with this presentation.



Welcome to the self-paced **Military Voter** training. This training provides information to help you successfully register to vote, request your absentee ballot and successfully cast your ballot.

This training covers two areas:

1. Background information on *UOCAVA*
2. Available resources for military voters



**FVAP.GOV**  
FEDERAL VOTING ASSISTANCE PROGRAM

During the 2014 election cycle, a number of important offices will be decided by voters, including:

- ✓ 33 seats in the U.S. Senate
- ✓ 435 seats in the U.S. House of Representatives
- ✓ Governorships in 36 States and 3 U.S. territories
- ✓ State and local offices
- ✓ Ballot questions and referenda





MYTH: Absentee ballots are not counted unless it is a close race.

FACT: All valid absentee ballots are counted regardless of the closeness of the race.

- States differ as to when they count absentee ballots.
- Many States require absentee ballots to be received by Election Day so that they can be counted along with the in-person votes.
- Some States accept absentee ballots after Election Day.
- The election is not certified until all absentee ballots received by the State's deadline are counted.

# Every Vote Counts



**FVAP.GOV**  
FEDERAL VOTING ASSISTANCE PROGRAM



- Voters are encouraged to exercise their right to vote. Every vote counts.
- Recent elections have been decided by a margin of victory of less than 0.1%.

Election	Margin of Victory
2008 – Minnesota U.S. Senate	312 votes
2006 – Oklahoma State House of Representatives	2 votes
2005 – Virginia Attorney General	323 votes
2004 – Washington Governor	133 votes
2000 – Florida Electoral Votes (U.S. Presidential election)	537 votes



**FVAP.GOV**  
FEDERAL VOTING ASSISTANCE PROGRAM

# Background Information



# What Is *UOCAVA*?



The *Uniformed and Overseas Citizens Absentee Voting Act* of 1986, or *UOCAVA*, allows certain U.S. citizens to apply to register and vote absentee in elections for Federal office.

Citizens covered under *UOCAVA* include:

1. Members of the Uniformed Services or Merchant Marine who are absent from their voting jurisdiction due to their service.
2. Dependents of members of the Uniformed Services or Merchant Marine who are absent from their voting jurisdiction with the member.
3. U.S. citizens residing outside the United States and its territories.

**Note:** Uniformed Service members and their eligible family members residing in their voting jurisdictions are not covered under *UOCAVA*.

*UOCAVA covers more than six million potential voters worldwide.*





# What Is FVAP?



**FVAP.GOV**  
FEDERAL VOTING ASSISTANCE PROGRAM

The Federal Voting Assistance Program, or FVAP, is charged with providing assistance and outreach to U.S. citizens covered under *UOCAVA*.

FVAP's **purpose** is to:

Ensure Service members, their eligible family members and overseas citizens are aware of their right to vote and have the tools and resources to successfully do so - from anywhere in the world.



**FVAP.GOV**  
FEDERAL VOTING ASSISTANCE PROGRAM

# The Absentee Voting Process





As a voter, you should be familiar with two forms unique to UOCAVA voters:

## The Federal Post Card Application (FPCA)

The image shows the Federal Post Card Application (FPCA) form. It includes instructions for voters, a privacy statement, and a registration section with checkboxes for various options like receiving a ballot by mail or in person. The form is designed to be filled out by voters to register for absentee voting.

## The Federal Write-In Absentee Ballot (FWAB)

The image shows the Federal Write-In Absentee Ballot (FWAB) form. It includes a voter declaration/affirmation section, a security envelope for the ballot, and instructions for voters to write in their ballot. The form is designed to be filled out by voters to cast their ballot by mail.

The following slides will outline how these forms are used in the UOCAVA absentee voting process.



# How Do UOCAVA Citizens Vote?



**FVAP.GOV**  
FEDERAL VOTING ASSISTANCE PROGRAM

Step 1: A UOCAVA citizen completes the Federal Post Card Application (FPCA) to apply to register to vote and request an absentee ballot. The completed FPCA is submitted to the applicant's local election official.



FPCA

Step 2: The local election official reviews the submitted FPCA. After verifying eligibility, the local election official sends the applicant an absentee ballot.

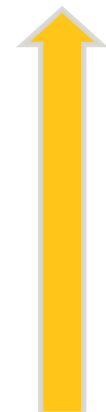


BALLOT

Step 3: The applicant receives the absentee ballot, votes the ballot and returns it to the local election official to be counted.

**Note:** If applicants have not received an absentee ballot 30 days before the election, they should complete and submit the **Federal Write-In Absentee Ballot (FWAB)** to ensure that their vote is received in time to be counted.

FWAB



# Federal Post Card Application (FPCA)



**FVAP.GOV**  
FEDERAL VOTING ASSISTANCE PROGRAM

By filling out the FPCA, *UOCAVA* voters can:

1. Apply to register to vote.
2. Request an absentee ballot.
3. Update a mailing address and/or other contact information.

*UOCAVA* citizens should submit an FPCA:

1. Once a year.
2. Any time they need to update their contact information.

**Voter Registration and Absentee Ballot Request  
Federal Post Card Application (FPCA)**

For any questions about this form, consult the Voting Assistance Guide available in hard copy or on FVAP.gov or your Voting Assistance Officer.

For absent Uniformed Service members, their families, and citizens residing outside the U.S. **Please print in black ink.**

Classification  
Make only 1 selection.  
1 (In most States, you must be absent from your voting district to use this form).

I request an absentee ballot for all elections in which I am eligible to vote AND:  
 I am a member of the Uniformed Services or Merchant Marine on active duty OR  I am an eligible spouse or dependent.  
 I am an activated National Guard member on State orders.  
 I am a U.S. citizen residing outside the United States, and I intend to return.  
 I am a U.S. citizen residing outside the United States, and my return is not certain.  
 I am a U.S. citizen and have never resided in the United States.

Political party  
2 Your State may require you to specify a political party to vote in primary elections:

Legal name  
3 Last name \_\_\_\_\_ Middle name \_\_\_\_\_ Suffix \_\_\_\_\_  
 First name \_\_\_\_\_  
 Previous name (if applicable) \_\_\_\_\_

Identification  
4 State Driver's License or ID \_\_\_\_\_  
 OR Social Security Number \_\_\_\_\_  
 Birth date \_\_\_\_\_ Sex  M  F Race \_\_\_\_\_  
Some States require your full SSN. Check your State's pages in the Voting Assistance Guide on FVAP.gov.

Contact information  
5 Telephone \_\_\_\_\_  
 Fax \_\_\_\_\_  
 Email \_\_\_\_\_  
Include international prefixes. No DSN numbers.

Ballot receipt  
6 Rank from 1-3 in order of preference; be sure appropriate contact information is provided above.  
 I prefer to receive my ballot, as permitted by my State, by:  Email/Online  Mail  Fax

Voting residence address  
7 Street Address (not P.O. Box) \_\_\_\_\_ Apt. # \_\_\_\_\_  
 City/Town/Village \_\_\_\_\_  
 County \_\_\_\_\_ State \_\_\_\_\_ Zip Code \_\_\_\_\_  
Usually your last U.S. residence or your legal U.S. residence. See Instructions.

Where to send my ballot  
8 This is your current mailing address and should be different from above. If required, place a forwarding address in Box 9.

Additional requirements for your State  
9 Such as: mail forwarding address, additional email address/phone number, or other State required information. See Voting Assistance Guide.

**Affirmation (REQUIRED):** I swear or affirm, under penalty of perjury, that:  
 • The information on this form is true, accurate, and complete to the best of my knowledge. I understand that a material misstatement of fact in completion of this document may constitute grounds for conviction of perjury.  
 • I am a U.S. citizen, at least 18 years of age (or will be by the day of the election), eligible to vote in the requested jurisdiction, and  
 • I am not disqualified to vote due to having been convicted of a felony or other disqualifying offense, nor have I been adjudicated mentally incompetent, or if so, my voting rights have been reinstated; and  
 • I am not registering, requesting a ballot, or voting in any other jurisdiction in the United States, except the jurisdiction cited in this voting form.

Signature X \_\_\_\_\_  
 Today's date \_\_\_\_\_  
You must sign and send in.  
 Witness signature / date if required by your State: \_\_\_\_\_  
 Signature \_\_\_\_\_  
 Date \_\_\_\_\_

This information is for official use only. Any unauthorized release may be punishable by law. PREVIOUS EDITIONS ARE OBSOLETE. Standard Form 76 (Rev. 08-2013), OMB No. 0704-0003





# Federal Write-In Absentee Ballot (FWAB)



**FWAB.GOV**  
FEDERAL VOTING ASSISTANCE PROGRAM

The FWAB can be used:

As a backup ballot when a voter has not yet received their State absentee ballot and may not have time to return the State ballot before the deadline.

UOCAVA citizens should submit a FWAB:

1. If they have not received their State ballot 30 days prior.
2. Any time after submitting their FPCA if mail delivery isn't guaranteed.

**Voter's Declaration/Affirmation**  
Federal Write-in Absentee Ballot (FWAB)  
For absent Uniformed Services members, their families, and citizens residing outside the U.S. Please print in black ink.

For any questions about this form, consult the Voting Assistance Guide available in hard copy or on [FWAB.gov](http://FWAB.gov) or your Voting Assistance Officer.

1. Have you already registered and requested an absentee ballot?  Yes  No  
If you answer No, you can do this via the Federal Post Card Application, or in a few States, by marking the box below. Check your State pages in the Voting Assistance Guide on [FWAB.gov](http://FWAB.gov) to see if your State allows registration on this form.  
 I also want to register to vote and/or request an absentee ballot for all elections in which I am eligible to vote.

2. Classification  
Make only 1 selection.  
 I am a member of the Uniformed Services or Merchant Marine on active duty OR  I am an eligible spouse or dependent.  
 I am an activated National Guard member on State orders.  
 I am a U.S. citizen residing outside the United States, and I intend to return.  
 I am a U.S. citizen residing outside the United States, and my return is not certain.  
 I am a U.S. citizen and have never resided in the United States.

3. Legal name  
Last name \_\_\_\_\_ Middle name \_\_\_\_\_ Suffix \_\_\_\_\_  
First name \_\_\_\_\_  
Previous name (if applicable) \_\_\_\_\_

4. Identification  
State Driver's License or I.D. \_\_\_\_\_  
OR Social Security Number \_\_\_\_\_  
Birth date \_\_\_\_\_ Sex  M  F Race \_\_\_\_\_ See Instructions

5. Contact information  
Include international prefixes. No COX numbers.  
Telephone \_\_\_\_\_  
Fax \_\_\_\_\_  
Email \_\_\_\_\_  
Alternate Email \_\_\_\_\_

6. Political party  
Your State may require you to specify a political party \_\_\_\_\_

7. Voting residence address  
Street Address (not P.O. Box) \_\_\_\_\_  
City/Town/Village \_\_\_\_\_ State \_\_\_\_\_  
County \_\_\_\_\_

8. Where to send my voting materials  
This is your current mailing address and should be different than above. If required, place a forwarding address in Box 9.

9. Additional requirements for your State  
Such as: have ballot receipt preference, mail forwarding address, additional phone, or other State required information. See your State's pages in the Voting Assistance Guide on [FWAB.gov](http://FWAB.gov).

**Affirmation (REQUIRED):** I swear or affirm, under penalty of perjury, that:  
I understand that a material misstatement of fact in completion of this document may constitute grounds for conviction of perjury.  
• I am a U.S. citizen, at least 18 years of age (or will be by the day of the election), eligible to vote in the jurisdiction, and  
• I am not disqualified to vote due to having been convicted of a felony or other disqualifying offense nor have I been adjudicated mentally incompetent, or if so, my voting rights have been restored.  
• I am not registering, requesting a ballot, or voting in any other jurisdiction in the United States, the jurisdiction cited in this voting form.  
• If voting, I have marked and sealed this ballot in private and have not allowed any person to do the marking of this ballot, except those authorized to assist voters under State and Federal law.

This information is for official use only. Any unauthorized release may be punishable by law. FWAB/DOV/00

**Official Federal Write-in Absentee Ballot**

Vote by writing the name and/or party affiliation of the candidate for whom you wish to vote. Some States allow the Federal Write-in Absentee Ballot to be used by military and overseas voters in elections other than general elections or for offices other than Federal offices. Consult the Voting Assistance Guide to determine your State's policy.

**President/Vice President:** \_\_\_\_\_

**U.S. Senator:** \_\_\_\_\_

**U.S. Representative/Delegate\*\*/Resident Commissioner\*\*:** \_\_\_\_\_

\* Legal residents of the District of Columbia may vote only for President/Vice President and Delegate.  
\*\* Legal residents of American Samoa, Guam, Puerto Rico and the U.S. Virgin Islands may vote only for Delegate or Resident Commissioner to the Congress.

**Addendum**  
If you are eligible to use this ballot to vote for offices other than those listed above or for ballot initiatives, please indicate in the spaces provided below, the office for which you wish to vote (for example: Governor, Attorney General, Mayor, State Senator, etc.). You may also indicate the ballot initiative and your vote for the initiative.

Office / Ballot Initiative	Candidate Name, Party Affiliation, or Initiative Vote

Detach here, fold and insert into security envelope (Use reverse side for additional space)

**OFFICIAL FEDERAL WRITE-IN ABSENTEE BALLOT**

**SECURITY ENVELOPE**

(PUT ONLY THE VOTED BALLOT INSIDE THIS ENVELOPE)


Standard Form 158 (Rev. 05-2013)





The instructions for completing the FPCA and FWAB differ across States -- refer applicants to the *Voting Assistance Guide* for complete instructions.

- ✓ Some States may require a full Social Security Number, while other States may require a driver's license or State identification number.
- ✓ The *Voting Assistance Guide* also includes State-specific deadlines for voter registration, absentee ballot requests and ballot returns.



FVAP recommends using the online *Voting Assistance Guide* available at <http://www.FVAP.gov/vao/vag>.

# National Mail Voter Registration Form (NVRF)



**FVAP.GOV**  
FEDERAL VOTING ASSISTANCE PROGRAM

Service members who live in their current voting jurisdiction and can vote in person.

**Service members and their voting-age family members who live in their voting jurisdiction are not covered under UOCAVA.**

These citizens should use the National Mail Voter Registration Form (NVRF) to:

1. Register to vote.
2. Update their name and mailing address.
3. Register with a political party.

**Voter Registration Application**  
Before completing this form, review the General, Application, and State specific instructions.

Are you a citizen of the United States of America? <small>Will you be 18 years old on or before election day? If you checked "No" in response to either of these questions, do not complete form. (Please see state-specific instructions for rules regarding eligibility to register prior to age 18.)</small>		This space for office use only.	
1 (Circle one) Mr. Mrs. Miss Ms.	Last Name	First Name	Middle Name(s) (Circle one) Jr Sr II III IV
2	Home Address	Apt. or Lot #	City/Town State Zip Code
3	Address Where You Get Your Mail if Different From Above	City/Town	State Zip Code
4	Date of Birth Month / Day / Year	5 Telephone Number (optional)	6 ID Number - (see item 6 in the instructions for your state)
7	Choice of Party <small>(see item 7 in the instructions for your state)</small>	8	Race or Ethnic Group <small>(see item 8 in the instructions for your state)</small>

9 I have reviewed my state's instructions and I swear/affirm that:  
 I am a United States citizen  
 I meet the eligibility requirements of my state and subscribe to any oath required.  
 The information I have provided is true to the best of my knowledge under penalty of perjury. If I have provided false information, I may be fined, imprisoned, or (if not a U.S. citizen) deported from or refused entry to the United States.

Please sign full name (or put mark)   
Date:  /  /

If you are registering to vote for the first time, please refer to the application instructions for information on submitting copies of valid identification documents with this form.

Please fill out the sections below if they apply to you.

If this application is for a **change of name**, what was your name before you changed it?

A	Mr. Mrs. Miss Ms.	Last Name	First Name	Middle Name(s)	(Circle one) Jr Sr II III IV
---	-------------------	-----------	------------	----------------	---------------------------------

If you were registered before but this is the first time you are registering from the address in Box 2, what was your address where you were registered before?

B	Street (or route and box number)	Apt. or Lot #	City/Town/County	State	Zip Code
---	----------------------------------	---------------	------------------	-------	----------

If you live in a rural area but do not have a street number, or if you have no address, please show on the map where you live.

Write in the names of the crossroads (or streets) nearest to where you live.  
 Draw an X to show where you live.  
 Use a dot to show any schools, churches, stores, or other landmarks near where you live, and write the name of the landmark.

C	Example	Route 22	Public School	Grocery Store	Woodchuck Road	X
---	---------	----------	---------------	---------------	----------------	---

If the applicant is unable to sign, who helped the applicant fill out this application? Give name, address and phone number (phone number optional).

D	<input style="width: 90%;" type="text"/>
---	--

Mail this application to the address provided for your State.





# Review of Voting Materials



**FVAP.GOV**  
FEDERAL VOTING ASSISTANCE PROGRAM

## *Federal Post Card Application (FPCA)*

### **Should be completed by:**

All UOCAVA voters once a year and any time they need to update their contact information.

### **Allows voters to:**

Apply to register to vote, request an absentee ballot and update their contact information.

## *Federal Write-In Absentee Ballot (FWAB)*

### **Should be completed by:**

All UOCAVA voters as an emergency write-in absentee ballot should they not receive their ballot 30 days before the election.

### **Allows voters to:**

Vote in all Federal elections. Some States allow the FWAB to be used for State and local elections or as a simultaneous application for voter registration and write-in absentee ballot.

## *National Mail Voter Registration Form (NVRF)*

### **Should be completed by:**

Local voters (citizens currently residing within their voting jurisdiction).

### **Allows voters to:**

Apply to register to vote, register with a political party and update their name and mailing address.



FVAP has created Online Assistants that automate and simplify the process of filling out the FPCA and FWAB.

✓ The Online Assistant offers point-and-click assistance and produces printable forms that eliminate legibility errors.



✓ The Online Assistant also produces a postage-paid template that then may be printed onto an envelope and mailed.

The screenshot shows the FVAP.GOV website interface. At the top, there is a navigation bar with links for 'FAQs', 'Links', 'Contact', 'Election Materials', and 'News'. Below this is a search bar. The main navigation menu includes 'Home', 'Military Voter', 'Overseas Citizen Voter', 'Voting Assistance Officer', 'Election Official', and 'General Information'. The central content area features a 'Voters Start Here' section with a 'Select a State' dropdown menu. To the right, a 'How to Use FVAP's Online Assistant' diagram shows a five-step process: Fill, Review, Print, Sign, and Mail. Below this, there are sections for 'Upcoming Election Dates' (listing Texas, Illinois, and District of Columbia), 'Quick Links' (including Downloadable Election Materials, Where do I send my forms?, About the Absentee Vote Process, Voting Assistance Guide (VAG), and Locate a Voting Office Near You), and 'Latest FVAP News' (listing various news items with dates from August to September). A 'Contact FVAP' button is also visible. At the bottom, there is a 'Voting Absentee is easy using FVAP's online assistants. Be absent but accounted for.' message and a 'View All FVAP News' link.

View All FVAP News




# Completing the FPCA/FWAB Online



**FVAP.GOV**  
FEDERAL VOTING ASSISTANCE PROGRAM

## Benefits of the Online Assistants:

1. Generate only fields required by the applicant's State, decreasing confusion over voter information requirements.
2. Provide up-to-date State information such as important State voting deadlines.
3. Provide an output package that includes applicant's completed FPCA or FWAB, instructions for submitting and envelope template.



# Completing the FPCA: Classification



Block 1 on the FPCA asks applicants to indicate their *UOCAVA* voter classification. This classification determines in which contests their election jurisdiction will allow them to vote.

<p>Classification Make only 1 selection.</p> <p>(In most States, you must be absent from your voting district to use this form).</p>	1	<p>I request an absentee ballot for all elections in which I am eligible to vote <b>AND</b>:</p> <p><input checked="" type="checkbox"/> I am a member of the Uniformed Services or Merchant Marine on active duty <b>OR</b> <input type="checkbox"/> I am an eligible spouse or dependent.</p> <p><input type="checkbox"/> I am an activated National Guard member on State orders.</p> <p><input type="checkbox"/> I am a U.S. citizen residing outside the United States, and I intend to return.</p> <p><input type="checkbox"/> I am a U.S. citizen residing outside the United States, and my return is not certain.</p> <p><input type="checkbox"/> I am a U.S. citizen and have never resided in the United States.</p>
--	---	--

- ✓ Applicants should select the classification that best represents their current situation. Uniformed Service members and their eligible family members who are overseas should select one of the boxes on the first line.
- ✓ Members of the National Guard or State militia in a “called-up” status by the State for disaster relief, riot control or similar State functions should select the second box.

# Completing the FPCA: Political Party



**FVAP.GOV**  
FEDERAL VOTING ASSISTANCE PROGRAM

In order to participate in partisan primary elections, most States require voters to indicate a political party preference. Voters should refer to the *Voting Assistance Guide* for their State's specific requirements.

Political party

2

Your State may require you to specify a political party to vote in primary elections:

**Abcdef Party**

- ✓ Applicants who do not want to be affiliated with a political party should write “no party” in Block 2.
- ✓ Note that if applicants enter “no party,” they will still receive the November General Election ballot.

# Completing the FPCA: Voter Information



Requirements for voter identification differ by State; refer to the *Voting Assistance Guide* for the applicant's State-specific guidelines.

Legal name	3	Last name	<b>Jones</b>										Suffix		
		First name	<b>James</b>					Middlename	<b>Larry</b>						
		Previous name (if applicable)													
Identification <small>Some States require your full SSN. Check your State's pages in the Voting Assistance Guide on <b>FVAP.gov</b>.</small>	4	State Driver's License or ID	<b>A 1 3 1 5 6 7 4 9 3 9 4</b>												
		OR Social Security Number													
		Birth date	<b>1 1</b> / <b>2 9</b> / <b>1 9 8 5</b>	Sex	<input checked="" type="checkbox"/> M	<input type="checkbox"/> F	Race								<a href="#">See instructions</a>
Contact information <small>Include international prefixes. No DSN numbers.</small>	5	Telephone	<b>0 1 1 4 4 2 0 1 4 0 3 5 4 7 7 7</b>												
		Fax	<b>0 1 1 4 4 2 0 1 4 0 3 5 4 7 0 0</b>												
		Email	<b>j.l.jones85@hawkstooth.com</b>												

# Completing the FPCA: Ballot Receipt



**FVAP.GOV**  
FEDERAL VOTING ASSISTANCE PROGRAM

States' laws differ as to how blank ballots can be delivered to voters. All States will send ballots via mail; however, States differ as to which electronic methods can be used: email, online download and fax.

Ballot receipt	<input type="text" value="6"/>	Rank from 1-3 in order of preference; be sure appropriate contact information is provided above.
I prefer to receive my ballot, as permitted by my State, by:		<input checked="" type="checkbox"/> 1 Email/Online <input checked="" type="checkbox"/> 3 Mail <input checked="" type="checkbox"/> 2 Fax

- ✓ Applicants should rank order their preferences for receiving their blank ballot.
- ✓ Refer to the *Voting Assistance Guide* to see what methods are permitted by an applicant's State.
- ✓ If an applicant wants to receive a ballot via email or fax, he or she must provide appropriate contact information in Block 5 (email address or fax number).



# Completing the FPCA: Voting Residence



A local election official needs an applicant's voting residence address in order to confirm the applicant's voting precinct. The address must be for a residence (i.e., not a P.O. box).

Voting residence address  Usually your last U.S. residence or your legal U.S. residence. See instructions.		Street Address (not P.O. Box) <b>122 Maple Terrace</b>	Apt. #
	7	City/Town/Village <b>Mayville</b>	
		County <b>Orange</b>	State <b>CA</b> Zip Code <b>95551</b>

**For Uniformed Service members**, their voting residence should be where they last resided prior to entering military service OR the address they have since claimed as their legal residence. The State on the Service member's Leave and Earnings Statement is often his or her State of residence.

**Spouses of Uniformed Service members** do not assume the residency of the active duty spouse upon marriage. However, if they meet the residency requirements, they can opt to update their State of residency.



# Completing the FPCA: Mailing Address



**FVAP.GOV**  
FEDERAL VOTING ASSISTANCE PROGRAM

Voters should enter their current mailing address.

<p>Where to send my ballot</p> <p>This is your current mailing address and should be different from above. If required, place a forwarding address in Box 9.</p>	<p>8</p>	<p><b>PSC 100, Box 150</b></p> <p><b>APO AE 09421</b></p>
--	----------	---

- ✓ Remind applicants to notify their local election official if their address changes before the election to ensure their local election office has the correct contact information.

# Completing the FPCA: State Requirements



In Block 9, applicants should include any additional information required by their State. For example, some States require applicants to include information such as the length of time they resided in that State or where they were last registered to vote.

Additional requirements for your State	9	
Such as: mail forwarding address, additional email address/phone number, or other State required information. See Voting Assistance Guide.		

- ✓ Applicants may also include additional information that would assist the local election official in accepting the application or sending their ballot, such as a forwarding address.
- ✓ Refer to the *Voting Assistance Guide* for State-specific requirements.

# Completing the FPCA: Affirmation and Witness



**FVAP.GOV**  
FEDERAL VOTING ASSISTANCE PROGRAM

After applicants read the affirmation, they should sign and date their form.

<p><b>Affirmation (REQUIRED):</b> I swear or affirm, under penalty of perjury, that:</p> <ul style="list-style-type: none"><li>• The information on this form is true, accurate, and complete to the best of my knowledge. I understand that a material misstatement of fact in completion of this document may constitute grounds for conviction of perjury.</li><li>• I am a U.S. citizen, at least 18 years of age (or will be by the day of the election), eligible to vote in the requested jurisdiction, and</li><li>• I am not disqualified to vote due to having been convicted of a felony or other disqualifying offense, nor have I been adjudicated mentally incompetent; or if so, my voting rights have been reinstated; and</li><li>• I am not registering, requesting a ballot, or voting in any other jurisdiction in the United States, except the jurisdiction cited in this voting form.</li></ul>	<p><b>Signature</b> X <i>James Jones</i></p> <p><b>Today's date</b> 11 / 11 / 2013 M M D D Y Y Y Y</p> <p>Witness signature / date if required by your State.</p> <p>Signature _____</p> <p>Date _____</p>	
<small>This information is for official use only. Any unauthorized release may be punishable by law.</small>	<small>PREVIOUS EDITIONS ARE OBSOLETE.</small>	<small>Standard Form 76 (Rev. 08-2013), OMB No. 0704-0503</small>

✓ You should remind applicants that by signing the FPCA, they are verifying their information under the penalty of perjury.

✓ Refer to the *Voting Assistance Guide* to see if an applicant's State requires a witness signature.

# Completing the FPCA: Submission Methods



VAOs are required to offer to submit a completed FPCA for the applicant. Completed FPCAs should be submitted to the applicant's local election official for processing.

- ✓ All States and territories accept the FPCA via mail.
  - ✓ Mailing addresses for local election officials are available in the *Voting Assistance Guide*.
  - ✓ The FPCA can be mailed postage paid through the U.S. Postal Service, Military Postal Service or State Department pouch mail. The postage-paid envelope template is produced by the Online Assistant and is also available at <http://www.fvap.gov/uploads/FVAP/Forms/returnenvelope.pdf>.

A template for an official absentee balloting material envelope. It includes a return address field with the name Kathleen McDonnell at the Defense Pentagon in Washington, DC. The envelope features a "PAR AVION" postage-paid stamp, a "FIRST CLASS MAIL" label, and a "NO POSTAGE NECESSARY IN THE U.S. MAIL-DMM 703.8.0" notice. The recipient address is Morris County Clerk, PO Box 315, Morristown, NJ 07963-0315. The envelope also has a "OFFICIAL ELECTION MAIL" logo and a barcode.

# Completing the FPCA: Submission Methods



Some States and territories will accept the FPCA via email and/or fax.

- ✓ Check the *Voting Assistance Guide* to see if the applicant's State will accept the form by email or fax.
- ✓ The Online Assistant will produce an email and/or fax cover sheet if online or faxed submissions are allowed by the applicant's State.

**FVAP.gov** FEDERAL VOTING ASSISTANCE PROGRAM  
Voting Help For Uniformed Service Members, Their Families, & Citizens Living Outside The U.S.

**Automated Register, Request and Receive Ballot Process (R3)**  
**Official Election Materials - Electronic Transmission Sheet (FWAB)**  
Transmission (Cover) Sheet from Absentee Voter to Election Official

<b>To:</b>	
City/County	Morris County Clerk
Board Of Elections	
State	New Jersey
LEO Email	jbramhall@clerk.morris.nj.us
Fax Number	973 285-6136
<b>From:</b>	
Last Name	McDonnell
First Name	Kathleen
Middle Name	
Telephone Number	
Fax Number	
Email Address	

Number of pages being transmitted, including this sheet: \_\_\_\_\_  
Check [www.fvap.gov/contact/tollfreefax.html](http://www.fvap.gov/contact/tollfreefax.html) for international fax numbers

Email FPCA to this address



Fax FPCA to this number



Fax/Email Cover Sheet



Before submitting your FPCA, make sure have you:

- ✓ Completed the forms completely and legibly
- ✓ Applied to the correct jurisdiction
- ✓ Indicated your party preference for a primary election
- ✓ Signed their FPCA

*Incomplete or illegible FPCAs may result in your being unable to receive or cast your ballot.*

# Completing the FPCA: After Submission



**FVAP.GOV**  
FEDERAL VOTING ASSISTANCE PROGRAM

- ✓ After receiving an FPCA, a local election official will process the form and verify the applicant's eligibility.
- ✓ You are encouraged to call, fax or email your local election official to verify that your application has been received.
- ✓ You should receive your regular State absentee ballot from the local election official in time for you to vote and return the ballot by the State's deadline.

*Voters who have submitted an FPCA and have not received their absentee ballot 30 days before the election should submit the FWAB.*

# Completing the FWAB



The **Federal Write-In Absentee Ballot (FWAB)** allows **UOCAVA** voters who have not yet received their absentee ballot to vote in elections for Federal offices.

The instructions for completing the FWAB and uses of the FWAB **differ across States**. Refer to the *Voting Assistance Guide* to ensure you complete it correctly.

**Voter's Declaration/Affirmation**  
**Federal Write-in Absentee Ballot (FWAB)**

For any questions about this form, consult the Voting Assistance Guide available in hard copy or on FVA.P.gov or your Voting Assistance Officer. Please print in black ink.

**Qualification & Voter Registration**  
 Many States require that you be registered and meet certain requirements before you can vote.

1 Have you already registered and requested an absentee ballot?  
 Yes  No

If you answer No, you can do this via the Federal Post Card Application, or in a few States, by marking the box below. Check your State's pages in the Voting Assistance Guide on FVA.P.gov to see if your State allows registration via this form.  
 I also want to register to vote and/or request an absentee ballot for all elections in which I am eligible to vote.

**Classification**  
 Make only 1 selection.

2  I am a member of the Uniformed Services or Merchant Marine on active duty OR  I am an eligible spouse or dependent.  
 I am an activated National Guard member on State orders.  
 I am a U.S. citizen residing outside the United States, and I intend to return.  
 I am a U.S. citizen residing outside the United States, and my return is not certain.  
 I am a U.S. citizen and have never resided in the United States.

**Legal name**

3 Last name First name Middle name Suffix  
 Previous name (if applicable)

**Identification**  
 Some States require your full SSN. Check your State's pages in the Voting Assistance Guide on FVA.P.gov.

4 OR Social Security Number  
 Birth date Sex  M  F Race See Instructions

**Contact information**  
 Include international prefixes. No SSN numbers.

5 Telephone  
 Fax  
 Email  
 Alternate Email

**Political party**  
 6 Your State may require you to specify a political party to vote in primary elections.

**Voting residence address**  
 Use only your legal U.S. residence or your legal U.S. residence. See instructions.

7 Street Address (not P.O. box) Apt. #  
 City/Town/Village  
 County State Zip Code

**Where to send my voting materials**  
 This is your current mailing address and should be different from above. If required, place a forwarding address in Box 8.

8

**Additional requirements for your State**  
 Some States make voter preference, mail forwarding address, additional phone, or other State required information. See your State's pages in the Voting Assistance Guide on FVA.P.gov.

9

**Affirmation (REQUIRED):** I swear or affirm, under penalty of perjury, that:  
 • The information on this form is true, accurate, and complete to the best of my knowledge, and I understand that a material misstatement of fact in completion of this document may constitute grounds for conviction of perjury.  
 • I am a U.S. citizen, at least 18 years of age (or will be by the day of the election), eligible to vote in the required jurisdiction, and  
 • I am not disqualified to vote due to having been convicted of a felony or other disqualifying offense, nor have I been adjudicated mentally incompetent, or if so, my voting rights have been reinstated, and  
 • I am not registering, requesting a ballot, or voting in any other jurisdiction in the United States, except the jurisdiction cited in this voting form.  
 • If voting, I have marked and sealed this ballot in private and have not allowed any person to observe the marking of this ballot, except those authorized to assist voters under State and Federal law.

Signature  Today's date  You must sign and send in. (Witness required if required by your State.)  
 Signature \_\_\_\_\_ Date \_\_\_\_\_

For information on this form, visit us online at FVA.P.gov. REVISED/EDITIONS ARE OBSOLETE. Standard Form 156 (Rev. 06-2013), OMB No. 0754-0002

**Official Federal Write-in Absentee Ballot**

Vote by writing the name and/or party affiliation of the candidate for whom you wish to vote. Some States allow the Federal Write-in Absentee Ballot to be used by military and overseas voters in elections other than general elections or for offices other than Federal offices. Consult the Voting Assistance Guide to determine your State's policy.

**President/Vice President:**

**U.S. Senator\*:**

**U.S. Representative/Delegate\*\*/Resident Commissioner\*\*\*:**

**\* Legal residents of the District of Columbia may vote only for President/Vice President and Delegate.**  
**\*\* Legal residents of American Samoa, Guam, Puerto Rico and the U.S. Virgin Islands may vote only for Delegate or Resident Commissioner to the Congress.**

**Addendum**

If you are eligible to use this ballot to vote for offices other than those listed above or for ballot initiatives, please indicate in the spaces provided below, the office for which you wish to vote (for example: Governor, Attorney General, Mayor, State Senator, etc.). You may also indicate the ballot initiative and your vote for the initiative.

Office / Ballot Initiative	Candidate Name, Party Affiliation, or Initiative Vote

Detach here, fold and insert into security envelope. (Use reverse side for additional space)

**OFFICIAL FEDERAL WRITE-IN ABSENTEE BALLOT**

**SECURITY ENVELOPE**

**(PUT ONLY THE VOTED BALLOT INSIDE THIS ENVELOPE)**

Standard Form 156 (Rev. 06-2013)



# Submitting the FWAB: Submission Modes



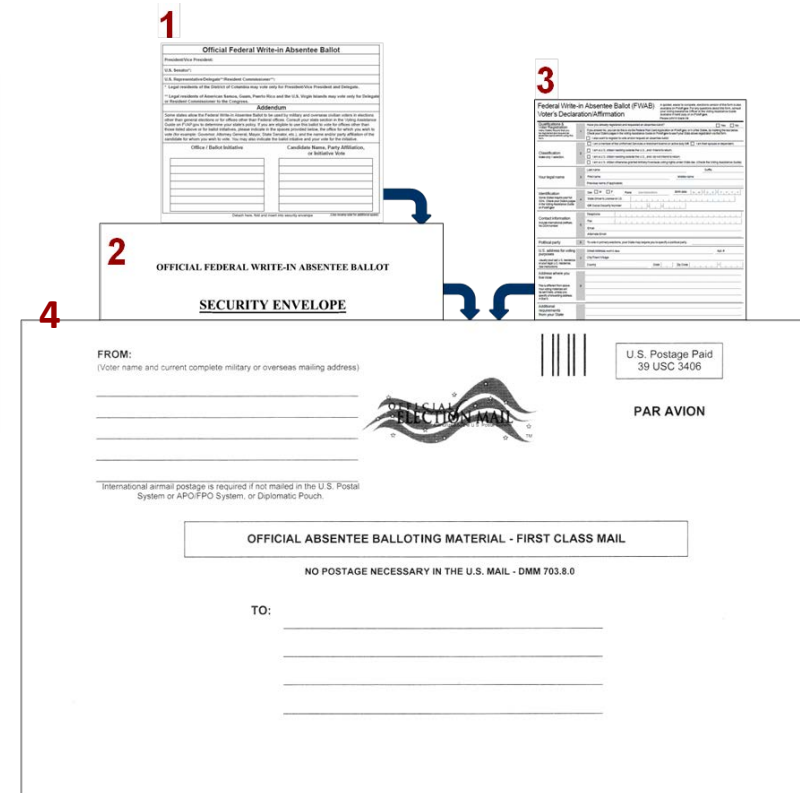
**FVAP.GOV**  
FEDERAL VOTING ASSISTANCE PROGRAM

Completed FWABs should be submitted to the applicant's local election official for processing. All States and territories will accept the FWAB via mail. Some allow it to be faxed or emailed.

To mail the FWAB, the voter should insert the voted ballot (1) into the security envelope (2).

Then, the sealed security envelope (2) and the declaration/affirmation (3) should be placed in the pre-paid mailing envelope (4).

- ✓ Mailing addresses for local election officials are available in the *Voting Assistance Guide*.
- ✓ The FWAB can be mailed postage paid through the U.S. Postal Service, Military Postal Service or State Department pouch mail. The postage-paid envelope template is produced by the Online Assistant and is also available at FVAP.gov.



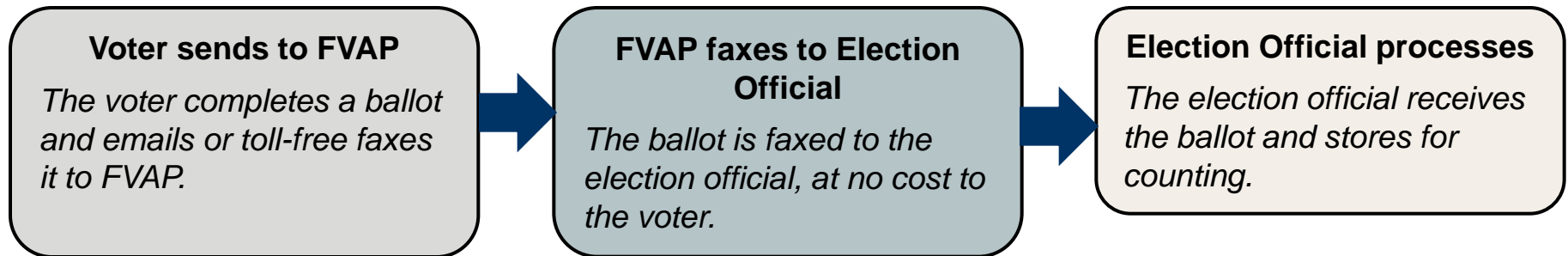


## Electronic Transmission Service

FVAP provides an Electronic Transmission Service (ETS) that allows *UOCAVA* balloting materials (including the FPCA and FWAB) to be faxed **at no cost**.

If a voter does not have a fax machine, the voter may email his or her materials to FVAP and FVAP will fax the materials to the local election official, if allowed by the voter's State.

Here's how it works:



### ETS Resources:

- ✓ ETS Email: [ETS@FVAP.gov](mailto:ETS@FVAP.gov)
- ✓ ETS Cover Sheet: <http://www.fvap.gov/uploads/FVAP/Forms/coversheet.pdf>
- ✓ ETS Fax: <http://www.fvap.gov/vao/vag/appendix/toll-free>

Note: Not all States allow absentee ballots to be delivered or returned via fax. Check the applicant's State's guidelines.

# Completing the FWAB: A Common Concern



**FVAP.GOV**  
FEDERAL VOTING ASSISTANCE PROGRAM

*What if you receive your State ballot after voting the FWAB?*

- ✓ Voters in this situation should *always* complete their State absentee ballot and return it to their local election official. If the absentee ballot is received by the State's deadline, it will be counted instead of the FWAB.
- ✓ Some States allow absentee ballots from *UOCAVA* voters to be counted even if they are received after Election Day.

*Answers to additional FAQs may be found at [FVAP.gov](http://FVAP.gov)*





If you have questions or concerns about voting, you can contact FVAP:

Questions? Contact FVAP!		
<b>Email</b>	vote@FVAP.gov	Email FVAP for assistance filling out forms or additional questions
<b>Commercial</b>	703-588-1584	Call FVAP for assistance filling out forms or additional questions
<b>Toll-Free</b>	800-438-VOTE (8683)	
<b>DSN</b>	425-1584	
<b>Facebook</b>	Facebook.com/DoDFVAP	FVAP and UOCAVA updates
<b>Twitter</b>	Twitter.com/fvap	